



# Laboratorio di Tecnologie dell'Informazione

Ing. Marco Bertini  
marco.bertini@unifi.it  
<http://www.micc.unifi.it/bertini/>



# Design pattern

## Observer



# Some motivations

- In many programs, when a object changes state, other objects may have to be notified
- This pattern answers the question: How best to notify those objects when the subject changes?
- And what if the list of those objects changes during run-time?



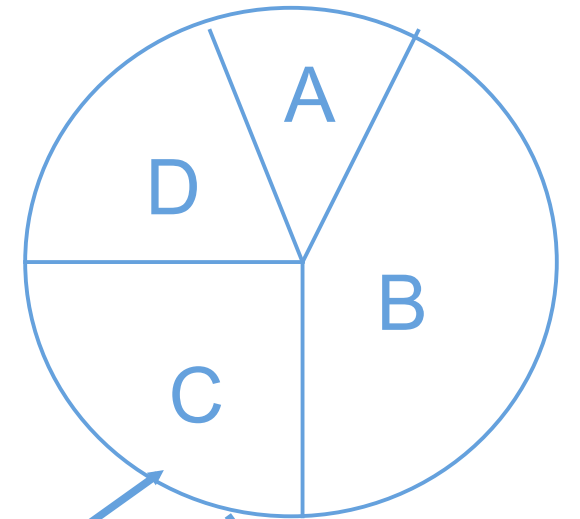
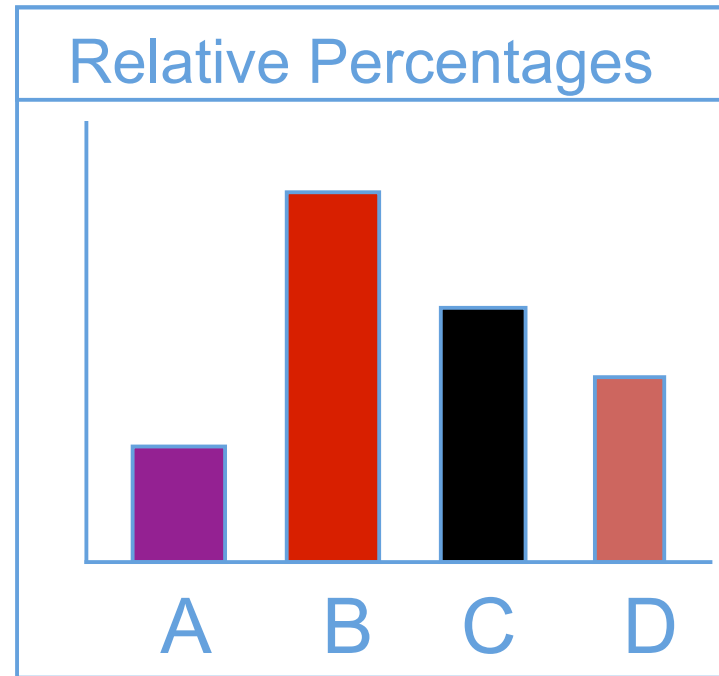
# Some examples

- Example: when an car in a game is moved
  - The graphics engine needs to know so it can re-render the item
  - The traffic computation routines need to re-compute the traffic pattern
  - The objects the car contains need to know they are moving as well
- Another example: data in a spreadsheet changes
  - The display must be updated
  - Possibly multiple graphs that use that data need to re-draw themselves



# Another example

	A	B	C	D
X	15	35	35	15
Y	10	40	30	20
Z	10	40	30	20



A=10%  
B=40%  
C=30%  
D=20%

Application data

→ Change notification

⋯ Requests, modifications



# Observer Pattern

- Problem
  - Need to update multiple objects when the state of one object changes (one-to-many dependency)
- Context
  - Multiple objects depend on the state of one object
  - Set of dependent objects may change at run-time
- Solution
  - Allow dependent objects to register with object of interest, notify them of updates when state changes
- Consequences
  - When observed object changes others are notified
  - Useful for user interface programming, other applications



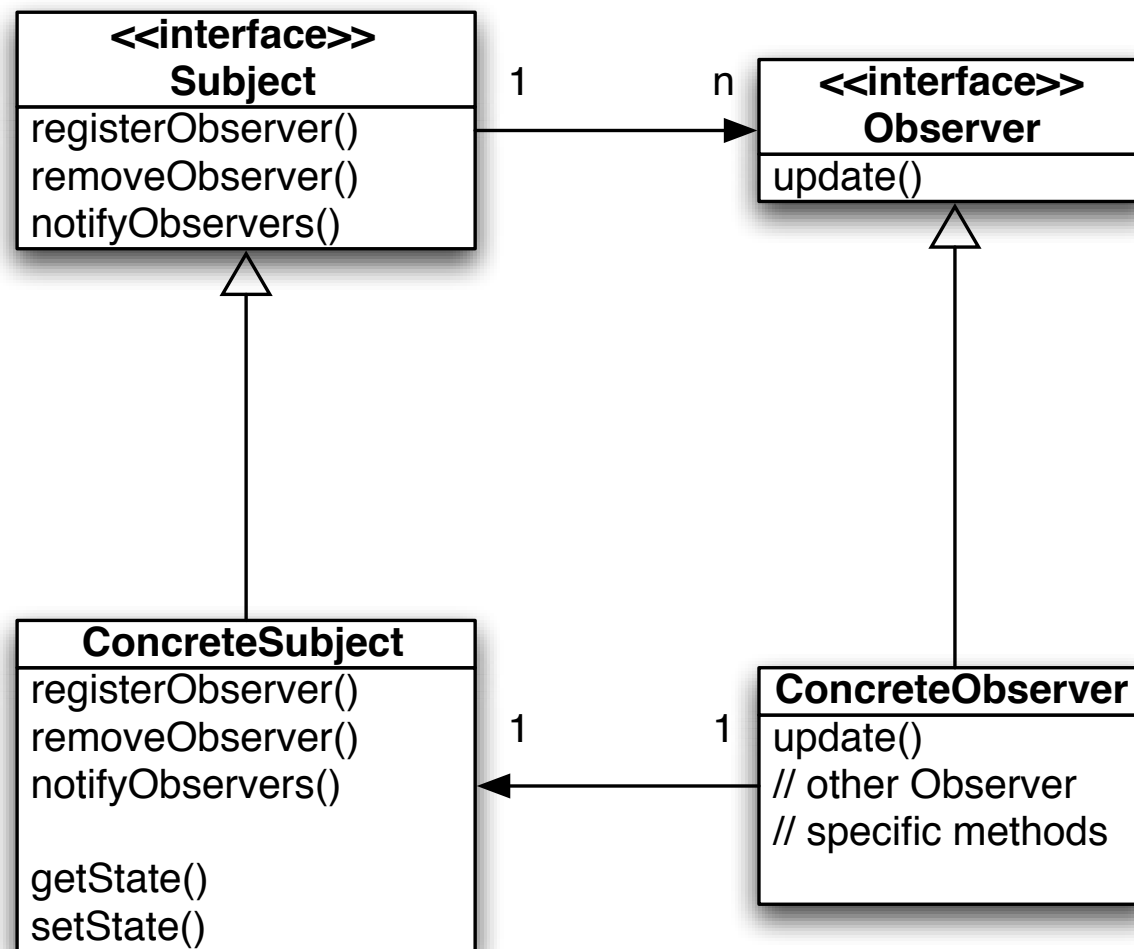
# Participants

- The key participants in this pattern are:
- The Subject, which provides an (virtual) interface for attaching and detaching observers
- The Observer, which defines the (virtual) updating interface
- The ConcreteSubject, which is the class that inherits/extends/ implements the Subject
- The ConcreteObserver, which is the class that inherits/extends/ implements the Observer
- This pattern is also known as dependents or publish-subscribe



# Observer UML class diagram

The Subject interface is used by objects to (un)register as Observers.  
Each Subject may have several Observers.



Each potential Observer has to implement this interface. The update() method gets called when the Subject changes its state.

A concrete subject has to implement the Subject interface.  
The notifyObservers() method is used to update all the current observers whenever state changes.

Concrete observers have to implement the Observer interface.  
Each concrete observer registers with a concrete subject to receive updates.

The concrete subject may have methods for setting and getting its state.





# Some interesting points

- In the Observer pattern when the state of one object changes, all of its dependents are notified:
- the subject is the sole owner of that data, the observers are dependent on the subject to update them when the data changes
- it's a cleaner design than allowing many objects to control the same data



# Loose coupling

- The Observer pattern provides a pattern where subjects and observers are loosely coupled (minimizing the interdependency between objects):
  - the only thing the subject knows about an observer is that it implements an interface
  - observers can be added/removed at any time (also runtime)
  - there is no need to modify the subject to add new types of observers (they just need to implement the interface)
  - changes to subject or observers will not affect the other (as long as they implement the required interface)



# Observer example

```
class Subject {  
    protected: virtual ~Subject() = 0  
};  
  
    public: virtual void  
registerObserver( Observer* o ) = 0;  
  
    public: virtual void  
removeObserver( Observer* o ) = 0;  
  
    public: virtual void  
notifyObservers() const = 0;  
};
```


```
class Observer {  
    protected: virtual ~Observer() = 0  
};  
  
    public: virtual void update(float  
temp, float humidity, float pressure)  
= 0;  
};
```



# Observer example

```
class Subject {  
    protected: virtual ~Subject() = 0  
};  
  
    public: virtual void  
registerObserver( Observer* o ) = 0;  
  
    public: virtual void  
removeObserver( Observer* o ) = 0;  
  
    public: virtual void  
notifyObservers() const = 0;  
};
```

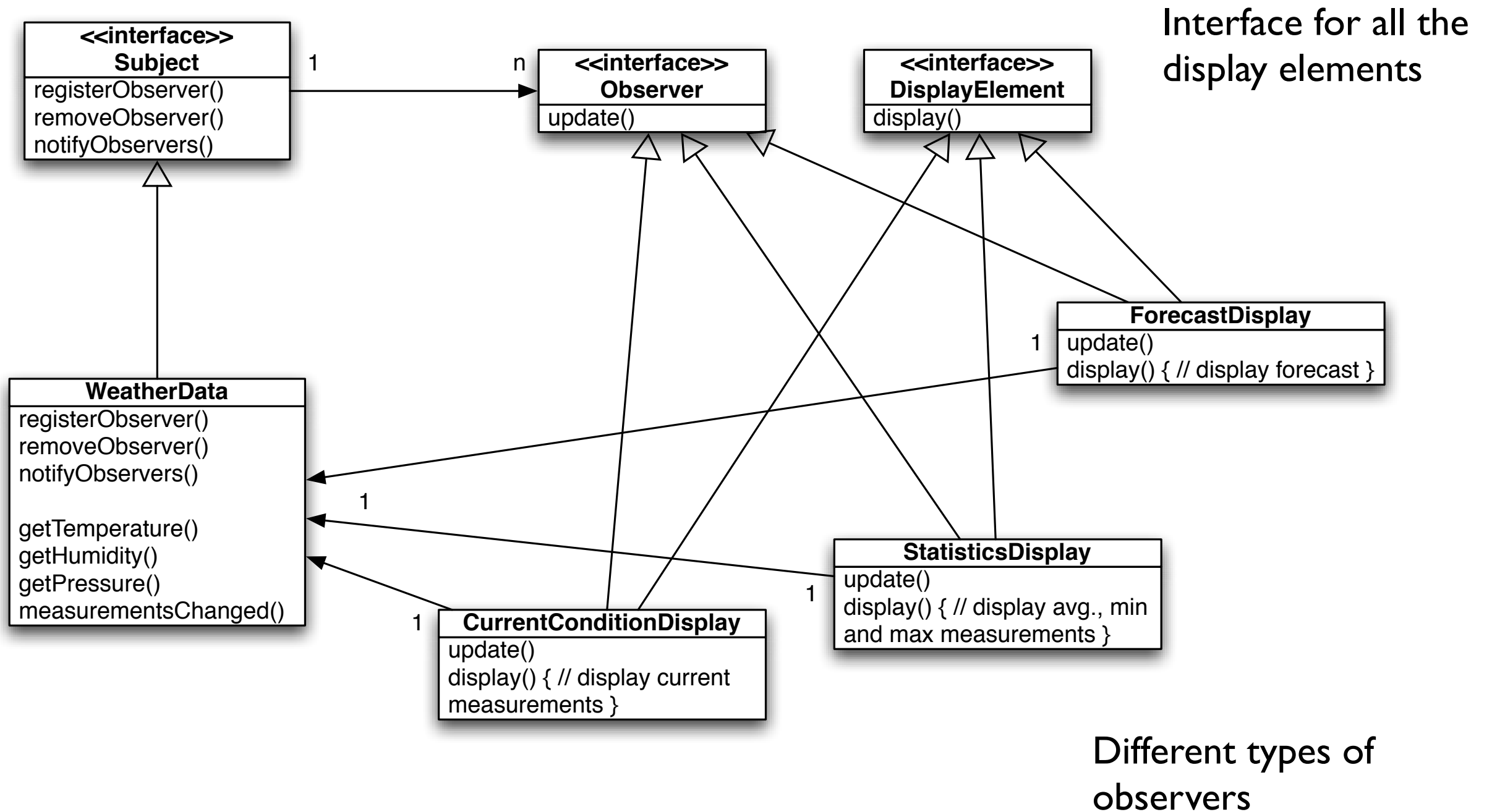
```
class Observer {  
    protected: virtual ~Observer() = 0  
};  
  
    public: virtual void update(float  
temp, float humidity, float pressure)  
= 0;  
};
```

A black arrow points from the text below to the 'update' method signature in the Observer class code.

The update method gets the state values from the subject: they'll change depending on the subject, in this example is a weather station

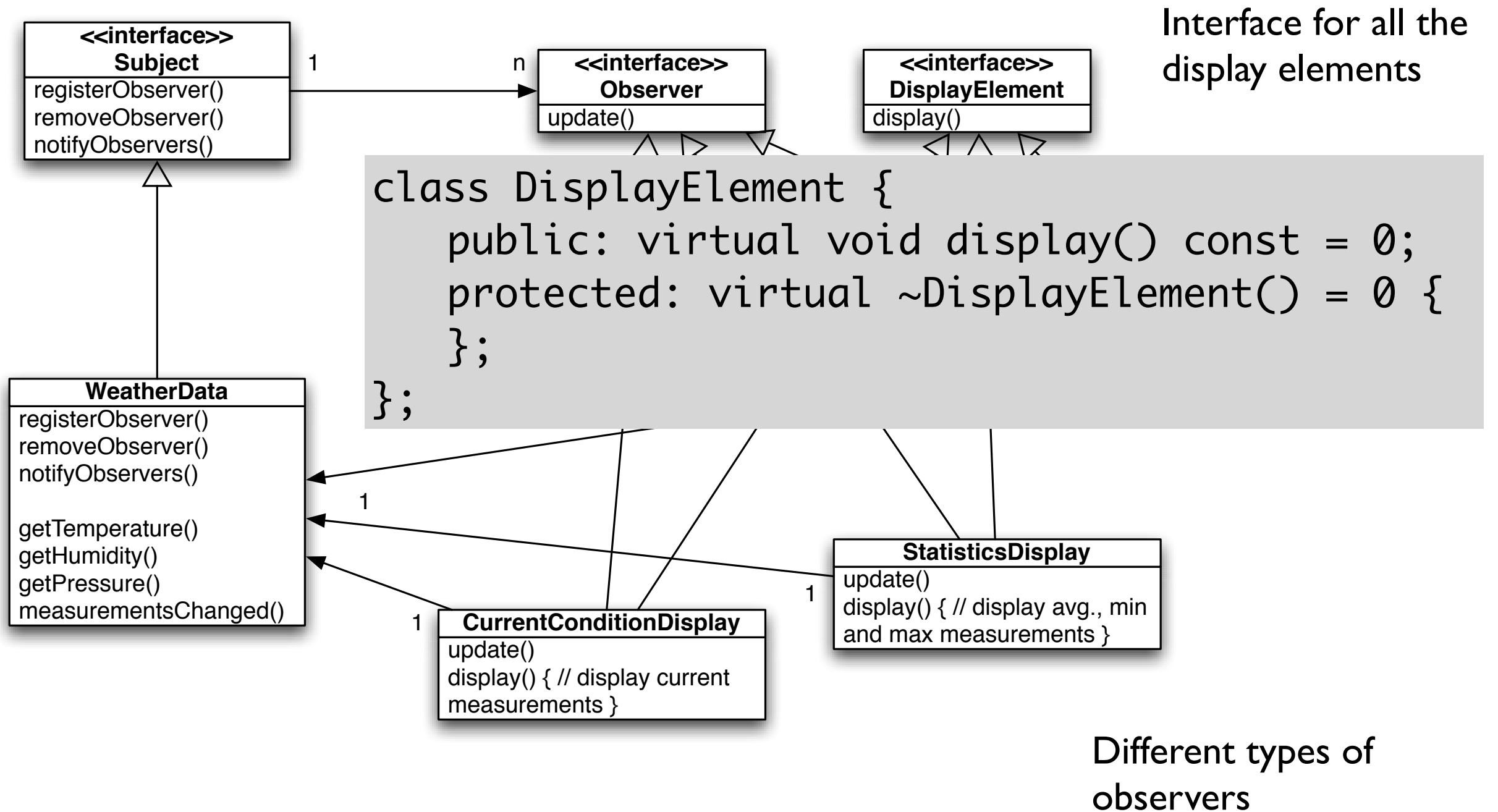


# Observer example





# Observer example





# Implementing the Subject interface

```
class WeatherData : public Subject {
private: list< Observer* > _observers;
private: float _temperature;
private: float _humidity;
private: float _pressure;
public: WeatherData() : _temperature( 0.0 ),
_humidity( 0.0 ), _pressure( 0.0 ) { }
public: void
registerObserver( Observer* o ) {
    _observers.push_back(o);
}
public: void
removeObserver( Observer* o ) {
    _observers.remove(o);
}
public: void notifyObservers() const {
    for( list< Observer* >::iterator itr =
_observers.begin(); _observers.end() != itr; ++itr ) {
        Observer* observer = *itr;
        observer->update( _temperature, _humidity,
_pressure );
    }
}

public: void measurementsChanged() {
    notifyObservers();
}
public: void setMeasurements( float temperature, float
humidity, float pressure ) {
    _temperature = temperature;
    _humidity = humidity;
    _pressure = pressure;
    measurementsChanged();
}
// other WeatherData methods here
public: float getTemperature() const {
    return _temperature;
}
public: float getHumidity() const {
    return _humidity;
}
public: float getPressure() const {
    return _pressure;
}
};
```



# Implementing the Subject interface

```
class WeatherData : public Subject {
private: list< Observer* > _observers;
private: float _temperature;
private: float _humidity;
private: float _pressure;
public: void measurementsChanged() const {
    _observers.push_back(o);
}
public: void
removeObserver( Observer* o ) {
    _observers.remove(o);
}
public: void notifyObservers() const {
    for( list< Observer* >::iterator itr =
_observers.begin(); _observers.end() != itr; ++itr ) {
        Observer* observer = *itr;
        observer->update( _temperature, _humidity,
_pressure );
    }
}
```

The weather station device would call this method, providing the measurements



```
public: void measurementsChanged() {
    notifyObservers();
}
public: void setMeasurements( float temperature, float
humidity, float pressure ) {
    _temperature = temperature;
    _humidity = humidity;
    _pressure = pressure;
    measurementsChanged();
}
// other WeatherData methods here
public: float getTemperature() const {
    return _temperature;
}
public: float getHumidity() const {
    return _humidity;
}
public: float getPressure() const {
    return _pressure;
}
};
```





# Implementing the Subject interface

When measurements are updated then the Observers are notified

```
class WeatherData
private: list<
private: float _temperature;
private: float _humidity;
private: float _pressure;
public: void
removeObserver( Observer* o ) {
    _observers.remove(o);
}
public: void notifyObservers() const {
    for( list< Observer* >::iterator itr =
_observers.begin(); _observers.end() != itr; ++itr ) {
        Observer* observer = *itr;
        observer->update( _temperature, _humidity,
_pressure );
    }
}
};
```

The weather station device would call this method, providing the measurements

```
public: void measurementsChanged() {
    notifyObservers();
}
public: void setMeasurements( float temperature, float
humidity, float pressure ) {
    _temperature = temperature;
    _humidity = humidity;
    _pressure = pressure;
    measurementsChanged();
}
// other WeatherData methods here
public: float getTemperature() const {
    return _temperature;
}
public: float getHumidity() const {
    return _humidity;
}
public: float getPressure() const {
    return _pressure;
}
};
```

0.0 ),



# Implementing the DisplayElement interface

```
class CurrentConditionsDisplay : private Observer,
private DisplayElement {
private: Subject* _weatherData;
private: float _temperature;
private: float _humidity;

public: CurrentConditionsDisplay( Subject*
weatherData ) : _weatherData( weatherData ),
_temperature( 0.0 ), _humidity( 0.0 ) {
_weatherData->registerObserver( this );
}
public: ~CurrentConditionsDisplay() {
_weatherData->removeObserver( this );
}
```

```
public: void update( float temperature, float humidity,
float pressure ) {
_temperature = temperature;
_humidity = humidity;
display();
}
public: void display() const {
cout.setf( std::ios::showpoint );
cout.precision(3);
cout << "Current conditions: " << _temperature;
cout << " C° degrees and " << _humidity;
cout << "% humidity" << std::endl;
}
};
```



# Implementing the DisplayElement interface

```
class CurrentConditionsDisplay : private Observer,
private DisplayElement {
private: Subject* _weatherData;
private: float _temperature;
private: float _humidity;

public: CurrentConditionsDisplay( Subject*
weatherData ) : _weatherData( weatherData ),
_temperature( 0.0 ), _humidity( 0.0 ) {
_weatherData->registerObserver( this );
}
public: ~CurrentConditionsDisplay() {
_weatherData->removeObserver( this );
}
```

The constructor gets the Subject and use it to register to it as an observer.

```
public: void update( float temperature, float humidity,
float pressure ) {
_temperature = temperature;
_humidity = humidity;
display();
}
public: void display() const {
cout << "Current conditions: " << _temperature;
cout << " C° degrees and " << _humidity;
cout << "% humidity" << std::endl;
}
};
```



# Implementing the DisplayElement interface

The reference to the subject is stored so that it is possible to use it to un-register

```
class CurrentConditionsDisplay : private Observer,
private DisplayElement {
private: Subject* _weatherData;
private: float _temperature;
private: float _humidity;
```

```
public: CurrentConditionsDisplay( Subject*
weatherData ) : _weatherData( weatherData ),
_temperature( 0.0 ), _humidity( 0.0 ) {
_weatherData->registerObserver( this );
}
public: ~CurrentConditionsDisplay() {
_weatherData->removeObserver( this );
}
```

The constructor gets the Subject and use it to register to it as an observer.

```
public: void update( float temperature, float humidity,
float pressure ) {
_temperature = temperature;
_humidity = humidity;
display();
}
public: void display() const {
cout << "Current conditions: " << _temperature;
cout << " C° degrees and " << _humidity;
cout << "% humidity" << std::endl;
};
```



# Implementing the DisplayElement interface

The reference to the subject is stored so that it is possible to use it to un-register

When update is called it stores the data, then display() is called to show them

```
class CurrentConditionsDisplay : private Observer,
private DisplayElement {
private: Subject* _weatherData;
private: float _temperature;
private: float _humidity;
```

```
public: void update( float temperature, float humidity,
float pressure ) {
    _temperature = temperature;
    _humidity = humidity;
    display();
}
public: void display() const {
    cout << "Current conditions: " << _temperature;
    cout << " C° degrees and " << _humidity;
    cout << "% humidity" << std::endl;
}
};
```

```
public: CurrentConditionsDisplay( Subject*
weatherData ) : _weatherData( weatherData ),
_temperature( 0.0 ), _humidity( 0.0 ) {
    _weatherData->registerObserver( this );
}
public: ~CurrentConditionsDisplay() {
    _weatherData->removeObserver( this );
}
```

The constructor gets the Subject and use it to register to it as an observer.



# Test the pattern

```
int main( ) {  
  
    WeatherData weatherData;  
  
    CurrentConditionsDisplay currentDisplay( &weatherData );  
    StatisticsDisplay statisticsDisplay( &weatherData );  
    ForecastDisplay forecastDisplay( &weatherData );  
  
    weatherData.setMeasurements( 80, 65, 30.4f );  
    weatherData.setMeasurements( 82, 70, 29.2f );  
    weatherData.setMeasurements( 78, 90, 29.2f );  
  
    return 0;  
}
```



# Test the pattern

```
int main( ) {
```

```
WeatherData weatherData;
```

Create the  
concrete subject

```
CurrentConditionsDisplay currentDisplay( &weatherData );
```

```
StatisticsDisplay statisticsDisplay( &weatherData );
```

```
ForecastDisplay forecastDisplay( &weatherData );
```


```
weatherData.setMeasurements( 80, 65, 30.4f );
```

```
weatherData.setMeasurements( 82, 70, 29.2f );
```

```
weatherData.setMeasurements( 78, 90, 29.2f );
```

```
return 0;
```

```
}
```



# Test the pattern

```
int main( ) {
```

```
WeatherData weatherData;
```

Create the  
concrete subject

Create the displays  
and pass the  
concrete subject

```
CurrentConditionsDisplay currentDisplay( &weatherData );
```

```
StatisticsDisplay statisticsDisplay( &weatherData );
```

```
ForecastDisplay forecastDisplay( &weatherData );
```

```
weatherData.setMeasurements( 80, 65, 30.4f );
```


```
weatherData.setMeasurements( 82, 70, 29.2f );
```

```
weatherData.setMeasurements( 78, 90, 29.2f );
```

```
return 0;
```

```
}
```





# Test the pattern

```
int main( ) {
```

```
WeatherData weatherData;
```

Create the  
concrete subject

Create the displays  
and pass the  
concrete subject

```
CurrentConditionsDisplay currentDisplay( &weatherData );
```

```
StatisticsDisplay statisticsDisplay( &weatherData );
```

```
ForecastDisplay forecastDisplay( &weatherData );
```

```
weatherData.setMeasurements( 80, 65, 30.4f );
```

```
weatherData.setMeasurements( 82, 70, 29.2f );
```

```
weatherData.setMeasurements( 78, 90, 29.2f );
```

Simulate  
measurements

```
return 0;
```

```
}
```



# Push or pull ?

- In the previous implementation the state is pushed from the Subject to the Observer
- If the Subject had some public getter methods the Observer may pull the state when it is notified of a change
- If the state is modified there's no need to modify the `update()`, change the getter methods



# Pull example

```
public: void update( ) {  
    _temperature = _weatherData->getTemperature();  
    _humidity = _weatherData->getHumidity();  
    display();  
}
```



# Pull example

The update() method in the Observer interface now is decoupled from the state of the concrete subject

```
public: void update( ) {  
    _temperature = _weatherData->getTemperature();  
    _humidity = _weatherData->getHumidity();  
    display();  
}
```



# Pull example

The update() method in the Observer interface now is decoupled from the state of the concrete subject

```
public: void update( ) {  
    _temperature = _weatherData->getTemperature();  
    _humidity = _weatherData->getHumidity();  
    display();  
}
```

We just have to change the implementation of the update() in the concrete observers



# Flexible updating

- To have more flexibility in updating the observers the Subject may have a `setChanged()` method that allows the `notifyObservers()` to trigger the `update()`

```
setChanged() {
    _changed = true;
}
public: void notifyObservers() const {
    if( _changed ) {
        for( list< Observer* >::iterator itr = _observers.begin();
            _observers.end() != itr; ++itr ) {
            Observer* observer = *itr;
            observer->update( _temperature, _humidity, _pressure );
        }
        _changed = false;
    }
}
```



# Flexible updating

- To have more flexibility in updating the observers the Subject may have a `setChanged()` method that allows the `notifyObservers()` to trigger the `update()`

```
setChanged() {  
    _changed = true;  
}  
public: void notifyObservers() const {  
    if( _changed ) {  
        for( list< Observer* >::iterator itr = _observers.begin();  
_observers.end() != itr; ++itr ) {  
            Observer* observer = *itr;  
            observer->update( _temperature, _humidity, _pressure );  
        }  
        _changed = false;  
    }  
}
```

call the `setChanged()` method when the state has changed enough to tell the observers



# Flexible updating

- To have more flexibility in updating the observers the Subject may have a `setChanged()` method that allows the `notifyObservers()` to trigger the `update()`

```
setChanged() {  
    _changed = true;  
}  
public: void notifyObservers() const {  
    if( _changed ) {  
        for( list< Observer* >::iterator itr = _observers.begin();  
_observers.end() != itr; ++itr ) {  
            Observer* observer = *itr;  
            observer->update( _temperature, _humidity, _pressure );  
        }  
        _changed = false;  
    }  
}
```

call the `setChanged()` method when the state has changed enough to tell the observers

check the flag to start the notifications





# The observer pattern and GUIs

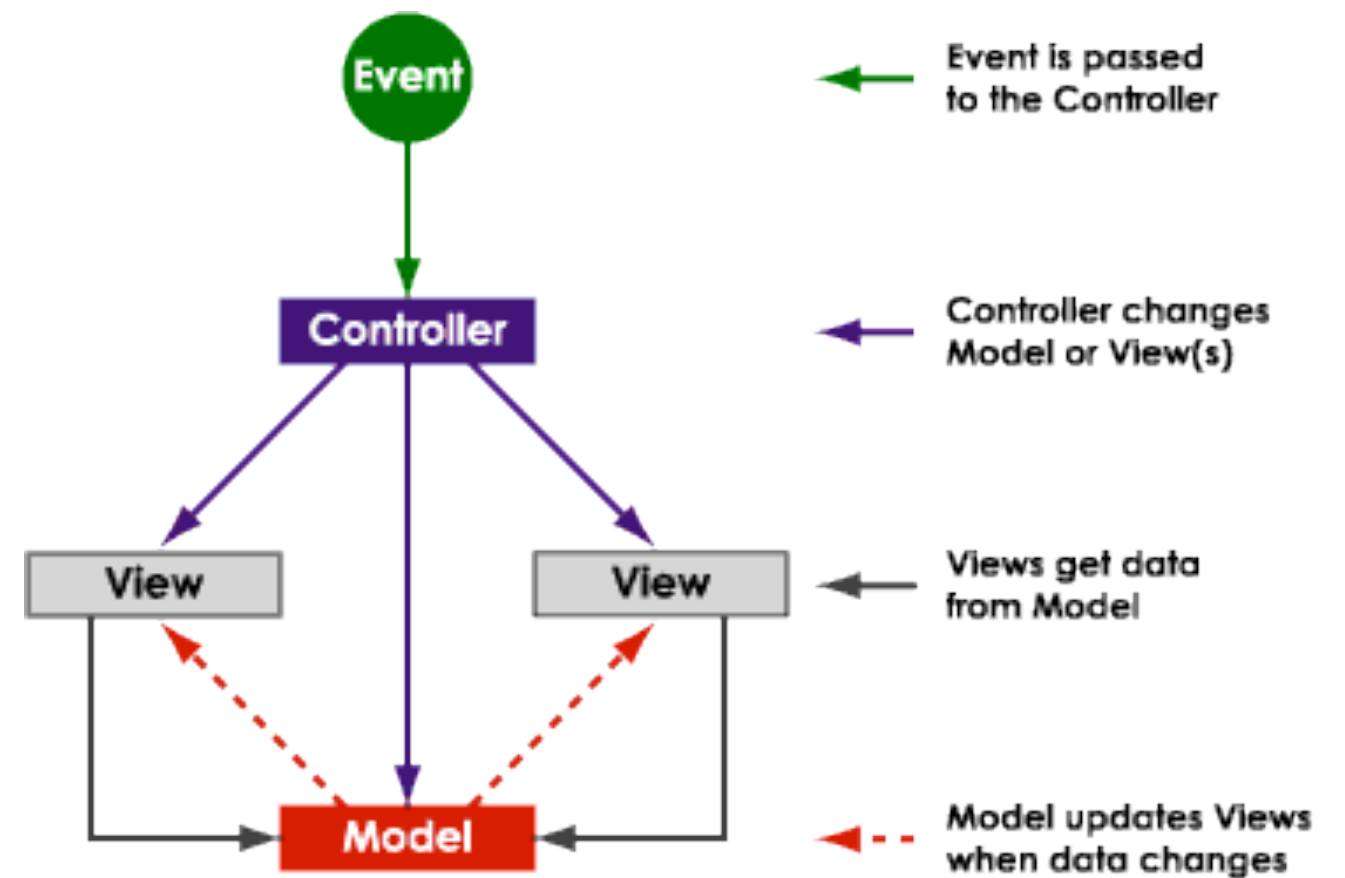
- The observer pattern is also very often associated with the model-view-controller (MVC) paradigm.
- In MVC, the observer pattern is used to create a loose coupling between the model and the view.

Typically, a modification in the model triggers the notification of model observers which are actually the views.



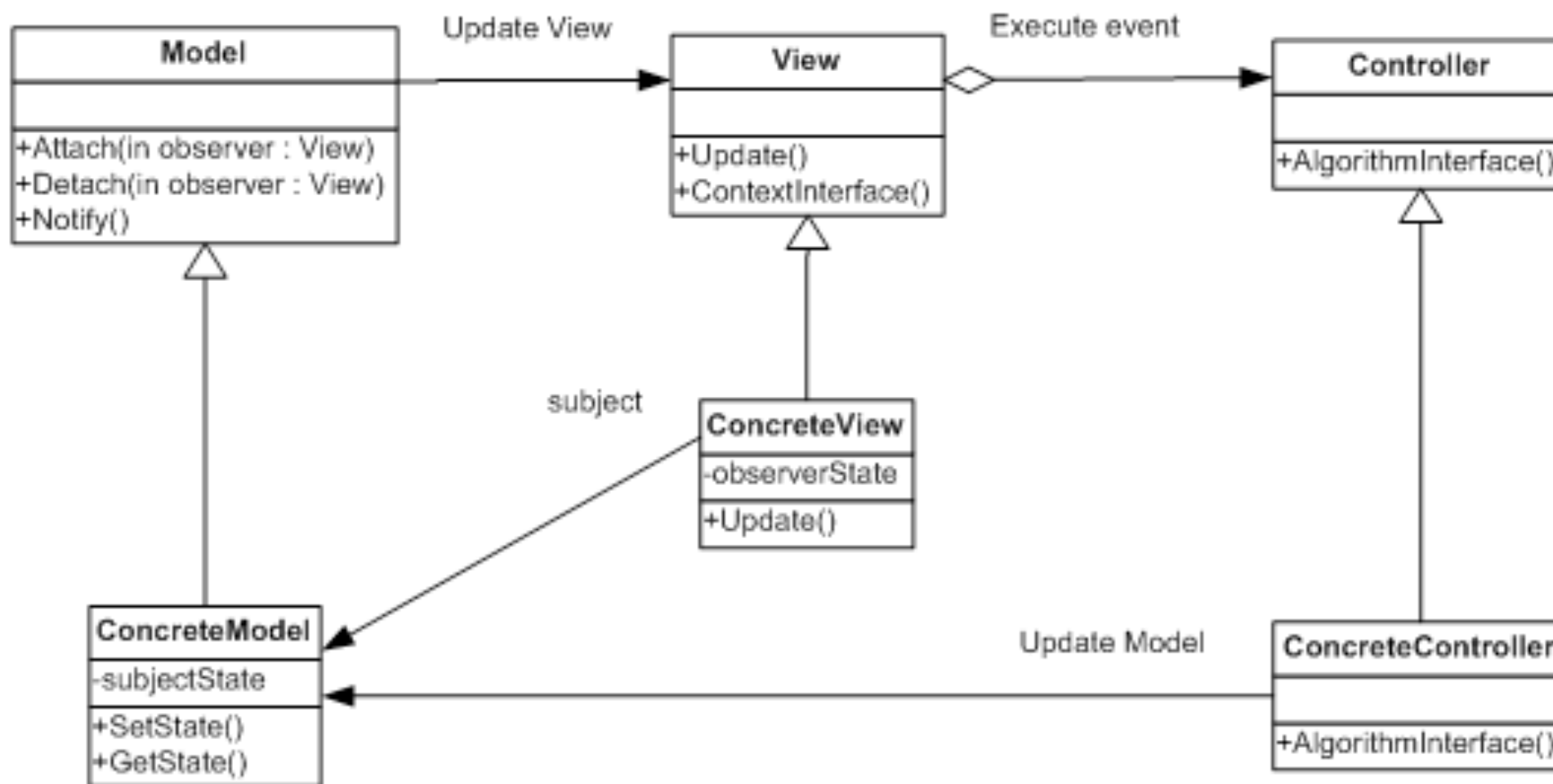
# MVC schema

- The model maintains data, views display all or a portion of the data, and controller handles events that affect the model or view(s).
- Whenever a controller changes a model's data or properties, all dependent views are automatically updated.





# MVC UML schema



- The Model acts as a Subject from the Observer pattern and the View takes on the role of the Observer object.



# Credits

- These slides are (heavily) based on the material of:
  - Glenn Puchtel
  - Fred Kuhns, Washington University
  - Aditya P. Matur, Purdue University