



UNIVERSITÀ
DEGLI STUDI
DI PADOVA

Chiara Ponchia

**An IT Support for an Exhibition of
Illuminated Manuscripts**

IRCDL 2016

Florence, 4th-5th February 2016

- IPSA
- CULTURA
- Changing IPSA for non-professional users
- Preparing an Exhibition
- Future Work

- Digital archive of illuminated manuscripts
- Result of a joint research project
 - Ex-Department of History of Visual Arts and Music
 - Department of Information Engineering
- Initially designed for a specialist public of scholars and researchers



Home Search

IPSA

Imaginum Patavinae Scientiae Archivum

IPSA is a digital library system able to manage the description and the digital version of documents, dated especially from the late Middle Ages to the fifteenth century, that are of interest of botany, medicine, astronomy, and the ancient astrology.

The software application has been envisaged and implemented by the University of Padua to study the medieval science and the scientific image in its tradition and evolution, in particular in relation to the studies conducted internally to the university.

IPSA constitutes a valuable aid for people interested in the genesis of the modern science also trough the use of the visual transmission of

16:36
22/01/2013

The screenshot shows a web browser window with the URL ipsa.dei.unipd.it/. The page features a navigation bar with links for Home, Bibliografia, Contatti, and Copyright. Below the navigation bar, there is a search bar and a list of social media icons. The main content area is titled "Archivio delle Immagini della Scienza Patavina" and contains a large image of a manuscript page with a botanical illustration and decorative borders. To the right of the image, there is a list of "Approfondimenti" (Further Reading) items, including "Cos'è un Manoscritto", "Cos'è la Miniatura", "Erbari", "Il Confronto", "Esempio di Confronto", and "Storia di IPSA".

IPSA(Imaginum Patavinæ x

ipsa.dei.unipd.it/home?sessionId=184AB20BDC2E7C5FD9C38CA50B82D7DF

Facebook (2) http://www.google... Search results from t... Department of Histo... Introduction to Ima... Daft.ie : Property for...

Search Ask f a YouTube CNN

Imaginum Patavinæ Scientiæ Archivum

Home Bibliografia Contatti Copyright

IPSA Home

Archivio delle Immagini della Scienza Patavina

IPSA è un archivio digitale, disponibile online, in cui sono raccolti immagini e testi tratti da manoscritti di epoca medievale e rinascimentale e che trattano di argomento botanico, astrologico e medico. IPSA è un'applicazione ideata e realizzata dall'Università degli Studi di Padova ed ha l'obiettivo di permettere lo studio della tradizione scientifica in epoca medievale e rinascimentale.

Fin dal medioevo, infatti, la scuola padovana si è contraddistinta per una particolare obiettività della ricerca e della rappresentazione scientifica, per questa ragione nelle immagini contenute in IPSA si possono riscontrare i seguenti aspetti, estremamente innovativi per l'epoca:

- Immagini botaniche esatte e fondate sull'osservazione del vero.
- Disegni astronomici ispirati a criteri scientifici, che, pur rimanendo fedeli al corredo iconografico tramandato dall'antichità e dalla cultura araba, si fa espressione di un'astrologia intesa non come magia ma come disciplina scientifica.
- Immagini mediche dettagliate e precise.

Approfondimenti

- Cos'è un Manoscritto
- Cos'è la Miniatura
- Erbari
- Il Confronto
- Esempio di Confronto
- Storia di IPSA

- STREP project active from February 2011 to January 2014
- One of its main goals was to engage new user categories with digital cultural heritage collections
 - Domain and non-domain professional researchers
 - Student community
 - Informed users
 - General public
- IPSA collection used as a case study

The screenshot shows a web browser displaying the CULTURA website. The browser's address bar shows the URL www.cultura-strep.eu. The website's header features the CULTURA logo, which consists of a stylized flower-like icon and the text "cultura" in a lowercase, sans-serif font. Below the logo is the tagline "CULTivating Understanding and Research through Adaptivity". To the right of the logo, the main heading reads "brings historical texts to life" in a large, purple, serif font. Below the heading is a navigation menu with links for Home, Partners, Dissemination, Contacts, Publications, Related Projects, Links, SiteMap, and Log-in. A search bar is also present in the navigation menu. The main content area is divided into several sections. On the left, there is a sidebar with a "Home" button, followed by "CULTURA Vision" and "Goals and Motivations" buttons. Below these is a "News" section with a date "2013-01-23" and a short article snippet: "Salvalarte is an association that deals with Culture Heritage tutelage: the cooperation with Unipd aims at getting useful feedbacks from 'informed users' in the artistic and". The central part of the page features a photograph of a group of people sitting around a long table in a meeting room, with laptops open in front of them. Below the photograph is the caption "CULTURA Meeting". To the right of the photograph is a text box with the message: "We are building the next generation of online culture experience - guiding, assisting and empowering every user's interaction with Europe's cultural treasures". The browser's taskbar at the bottom shows various application icons, including Internet Explorer, Google Chrome, and Microsoft Word, along with the system clock showing 09:38 on 24/01/2013.

Changing IPSA for non-professional users (1)

- Essential: precise profile of the different types of user
- different kinds of interactions with the final users
 - trials with groups of undergraduate students and master students
 - interviews with domain and non-domain professional researchers
- IPSA progressively changed according to the collected user requirements
 - as a result it became more intuitive and user-friendly

Changing IPSA for non-professional users (2)

The screenshot shows a web browser window with the URL ipsa.ipsa-project.org/ipsa-web/r/opera/4. The page title is "Illustrations". Below the title, there is a link "Add a new illustration". A "Go to illustration" dropdown menu is open, listing various botanical illustrations with their page and side information. The list includes: citron (4 R), macis (4 V), capilli veneris (5 R), sparagus (5 V), oliva (6 R), trifolio salvègo (7 V), liço (8 R), **chassia fistula (11 R)**, rixo (11 V), absenço (12 V), sponga marina (14 R), stichados (14 V), meliloto (15 R), somença de lino (17 R), camomilla (17 V), melissa (18 V), avena (19 R), piperella (20 R), formento (21 R), and povolaro (23 V). The main content area displays a grid of illustration thumbnails. The first row shows: Page 4 Side R citron, Page 5 Side R capilli veneris, Page 5 Side V sparagus, Page 6 Side R oliva, and Page 7 Side V trifolio salvègo. The Windows taskbar at the bottom shows the date 21/01/2013 and time 18:49.

Illustrations

[Add a new illustration](#)

Go to illustration

- citron (4 R)
- citron (4 R)
- macis (4 V)
- capilli veneris (5 R)
- sparagus (5 V)
- oliva (6 R)
- trifolio salvègo (7 V)
- liço (8 R)
- chassia fistula (11 R)**
- rixo (11 V)
- absenço (12 V)
- sponga marina (14 R)
- stichados (14 V)
- meliloto (15 R)
- somença de lino (17 R)
- camomilla (17 V)
- melissa (18 V)
- avena (19 R)
- piperella (20 R)
- formento (21 R)
- povolaro (23 V)

Page 4 Side R citron

Page 5 Side R capilli veneris

Page 5 Side V sparagus

Page 6 Side R oliva

Page 7 Side V trifolio salvègo

18:49
21/01/2013

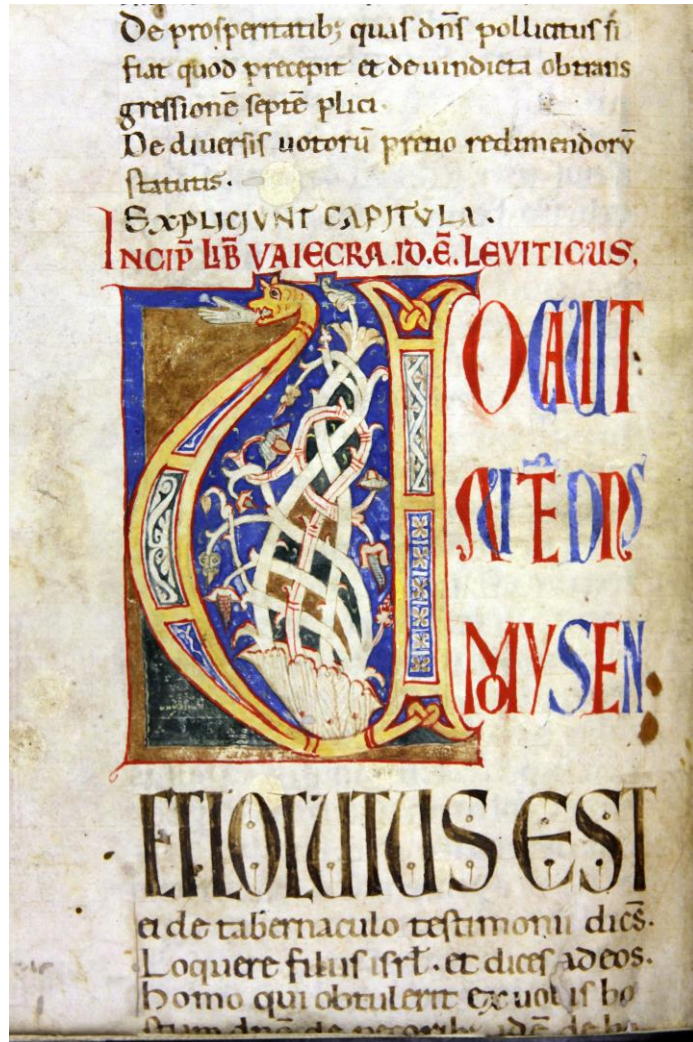
Preparing an Exhibition (1)

- Project: *Word and image in the illuminated manuscripts of the Padua University Library*
- Continuing the research work started with the exhibition *Splendore nella regola. Codici miniati da monasteri e conventi nella Biblioteca Universitaria di Padova* (2011)
 - 24 manuscripts from the Padua University Library



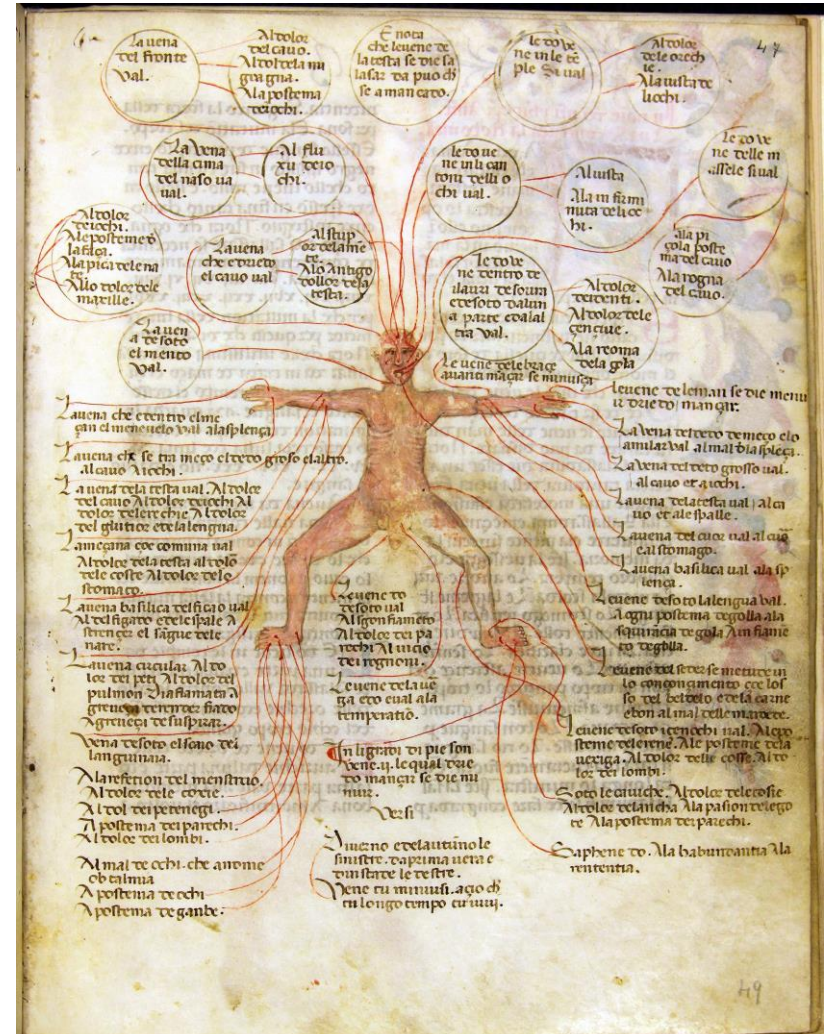
- Current research is focussing on 33 new manuscripts
- Two main objectives:
 - to achieve a complete catalogue of the illuminated manuscripts of the Library
 - to present them to the general public

Preparing an Exhibition (3)

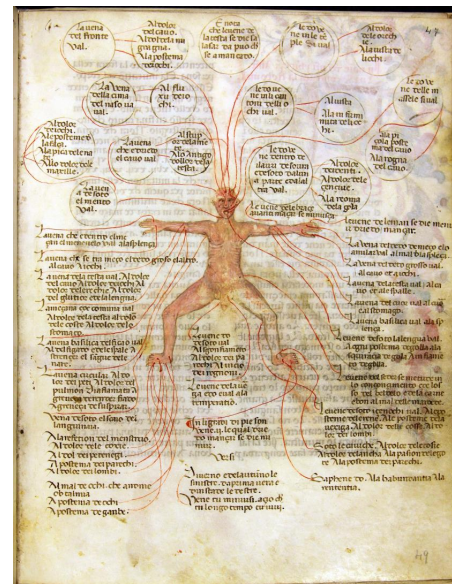


Preparing an Exhibition (5)

- The problem: choosing the best opening page



- The problem: choosing the best opening page



- The solution: IPSA

Three phases:

1. Manuscripts digitization
2. Populating the database
3. Engaging the visitors

2. Populating the database

The screenshot shows a web browser window with the URL `ipsa-project.org/ipsa-web/r/opera/new`. The page features a navigation bar with 'Inizio', 'Opere', and 'Statistiche' tabs, and a search bar with a 'Cerca' button. The main content area is titled 'Opera' and contains a form with the following fields:

- Autore
- Titolo
- Segnatura
- Note codicologiche
- Secolo
- Quarto del secolo (dropdown menu, currently set to 'Sconosciuto')
- Datazione
- Materia scrittoria (radio buttons for 'membranacea', 'cartacea', 'entrambi')
- Dimensioni
- Fogli
- Numerazione
- Legatura
- Scrittura
- Calligrafo

The Windows taskbar at the bottom shows the search bar, taskbar icons for File Explorer, HP, Word, PowerPoint, and Edge, and system tray icons for help, network, volume, and date/time (16:27, 29/01/2016).

3. Engaging the visitors

- Narratives?
 - Thematic pathways organized in different steps
- Serious games?
 - Motivation levers of game design for serious purposes



- Thank you for your attention!

